

DAZZLE® PIXEL RGB 12V LED Tape Light

Create dynamic pixel patterns with chasing effects driven by a DMX control system. Ideal for sophisticated designs requiring high granularity and controllability. Achieve vibrant, full-color light and intricate animations with 1 RGB LED per pixel. It is compatible with popular channels and accessories.

Date _____

Project Notes _____



FEATURES

- 1 LED Pixel (2.5 W/ft.)
- 16.4 ft. Max. Run
- IC chip - TX1818
- 7 Year Warranty



ORDERING CODES

Order spools, and components for field assembly

OPTIONAL ORDERING CODES

Add Assembly Preferences, Finish, Lens, Mounting, Driver, and Delivery

	Voltage	Model	Series	Pixel Control Increments	Length	Channels				Finish	Lens	Mounting	Driver	Delivery
DI														
	12V (12V Volt)	DRGB	PIX	1LED	016 (16 feet) 100 (100 feet)	A1 (A1)	16 (16mm Square)	45 (45°)	MI1 (1-inch Mud-In)	AL (Aluminum)	*blank* (Classic Frosted Lens)	3M (3M Adhesive)	O/O (On / Off)	Field Assembly
						A2 (A2)	RC20 (20mm Round)	45DCO (45° Deco)	MI2 (2-inch Mud-In)	BL (Black)	AFS (Arch. Frosted Satin Lens)	MC (Mounting Clip)	VLM (Constant Voltage)	Factory + Field (Hybrid)
						A3 (A3)	SQ20 (20mm Square)	REF (Reflector)		WH (White)	BL (Black Lens)	RC (Rotating Clip)	PoE (Power over Ethernet)	Factory Assembly
						S2 (S2)	SL (Slim)	REC (Recessed)			CLT (Arch. Clear Lens)	CHN (Mounting Channel)		
						S45 (S45)	SQ (Square)	SLR (Slim Recessed)			FRT (Arch. Frosted Lens)			
											OPT (Opal Lens)			
											PD (Prem. Diffusion Lens)			
*See page 2 for Channel / Lens / Mounting compatibility														

DAZZLE® PIXEL RGB 12V - SPECIFICATION TABLE

Models	12V-DRGB-PIX-1LED
Voltage	12VDC
Wattage	2.5W/ft.
Lumens RGB	Red: 12 Lm/ft. Green: 44 Lm/ft. Blue: 10 Lm/ft. All on: 60 Lm/ft.
Cut Points	0.66 in.
Max Run (ft.)	16.4 ft.
Dimensions	0.39 × 0.1 in. (W x H)
Environment	Indoor/Damp Location (IP20)
LED Chips	18/ft.
Chip Type	TX1818 - 5050
Pixel Control Increments	1 LED
Certification	UL Listed 2108
Warranty	7 Year

DAZZLE® PIXEL RGB 12V LED Tape Light

Create dynamic pixel patterns with chasing effects driven by a DMX control system. Ideal for sophisticated designs requiring high granularity and controllability. Achieve vibrant, full-color light and intricate animations with 1 RGB LED per pixel. It is compatible with popular channels and accessories.

Date _____

Project Notes _____



CHANNEL / LENS / MOUNTING COMPATIBILITY

Channel	Compatible Lenses	Available Finishes	Mounting Options
A1 (A1)	FRT	AL / WH / BL	UC
A2 (A2)	CLT / FRT / AFS	AL / WH / BL	UC
A3 (A3)	CLT / FRT / AFS	AL / WH / BL	UC
S2 (S2)	*blank*	AL	UC
S45 (S45)	*blank*	AL	UC
16 (16mm Square)	FRT	AL	MC
RC20 (20mm Round)	*blank*	AL	UC
SQ20 (20mm Square)	*blank*	AL	UC
SL (Slim)	*blank* / CLT / FRT / BL / PD	AL / WH / BL	MC / 3M / MAG
SQ (Square)	*blank* / CLT / FRT / BL / PD	AL / WH / BL	MC / VC / RC / HNG
45 (45°)	*blank* / CLT / FRT / BL / PD	AL / WH / BL	MC / VC / RC / HNG
45DCO (45° Deco)	*blank*	AL	MC
REF (Reflector)	*blank*	AL	
REC (Recessed)	*blank*	AL	3M
SLR (Slim Recessed)	*blank*	AL	
MI1 (1-inch Mud-In)	OPT	AL	
MI2 (2-inch Mud-In)	OPT	AL	

LEGEND

Lens		Finish		Mounting	
blank	Classic Frosted Lens	AL	Aluminum	3M	3M Adhesive
AFS	Architectural Frosted Satin Lens	WH	White	HNG	Hanging Hardware
BL	Black Lens	BL	Black	MAG	Magnetic Clip
CLT	Architectural Clear Lens			MC	Mounting Clip
FRT	Architectural Frosted Lens			RC	Rotating Clip
OPT	Opal Lens			UC	U-Clip
PD	Premium Diffusion Lens			VC	Vertical Clip

DAZZLE® PIXEL RGB 12V

LED Tape Light

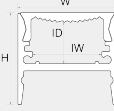







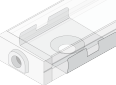
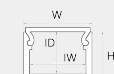

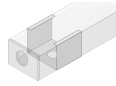
Create dynamic pixel patterns with chasing effects driven by a DMX control system. Ideal for sophisticated designs requiring high granularity and controllability. Achieve vibrant, full-color light and intricate animations with 1 RGB LED per pixel. It is compatible with popular channels and accessories.

Date _____

Project Notes _____



RECOMMENDED CHANNELS

MODEL	DIAGRAM	INCLUDED ACCESSORIES	CONNECTION OPTIONS	IN CHANNEL DIFFUSION	TECHNICAL RATINGS	MOUNTING OPTIONS WITH DIMENSIONS
A1 Channel DI-CHB-A1 (A1) 48", 96" Aluminum, White, Black For 14mm Tape Lights or smaller	Height (H): 0.81 in. Width (W): 0.87 in. Interior Depth (ID): 0.45 in. Interior Width (IW): 0.79 in. 	48" Aluminum, Black, & White Channels • 48 in. channel & lens • 2x surface mounting clips • 1 retaining clip • End caps: 1x open, 1x closed. 96" Aluminum, Black, & White Channels • 96 in. channel & lens • 4x surface mounting clips • 2x strain relief clip • End caps: 2x open, 2x closed, 2x slotted	 10mm Tape Light: Soldered Lead Only	Architectural Frosted Lens DAZZLE® PIXEL RGB 12V - DRGB: Semi-Diffused	• Beam Angle: 120° • Architectural Frosted Lens • Light Loss: 30% • CCT Shift: -35K • IP Rating Shift: IP40	 U-Clip: 0.82 x 0.88 in. (H x W)
A2 Channel DI-CHB-A2 (A2) 48", 96" Aluminum, White, Black For 12mm Tape Lights or smaller	Height (H): 0.55 in. Width (W): 0.83 in. Interior Depth (ID): 0.33 in. Interior Width (IW): 0.49 in. 	48" Aluminum, Black, & White Channels • 48 in. channel & lens • 2x surface mounting clips • End caps: 1x open, 1x closed. 96" Aluminum, Black, & White Channels • 96 in. channel & lens • 4x surface mounting clips • End caps: 2x open, 2x closed.	 10mm Tape Light: Soldered Lead Only	Architectural Frosted Satin Lens DAZZLE® PIXEL RGB 12V - DRGB: Runway Diffusion Architectural Frosted Lens DRGB: Runway Diffusion For diffusion options not listed, refer to A2 Channel Specification Sheet.	• Beam Angle: 120° • Architectural Clear Lens • Light Loss: 10% • CCT Shift: -20K • Architectural Frosted Lens • Light Loss: 30% • CCT Shift: -35K • Architectural Frosted Satin Lens • Light Loss: 45% • CCT Shift: -80K • IP Rating Shift: IP40	 U-Clip: 0.56 x 0.64 in. (H x W)
A3 Channel DI-CHB-A3 (A3) 48", 96" Aluminum, White, Black For 12mm Tape Lights or smaller	Height (H): 0.39 in. Width (W): 0.63 in. Interior Depth (ID): 0.33 in. Interior Width (IW): 0.49 in. 	48" Aluminum, Black, & White Channels • 48 in. channel & lens • 2x surface mounting clips • End caps: 1x open, 1x closed. 96" Aluminum, Black, & White Channels • 96 in. channel & lens • 4x surface mounting clips • End caps: 2x open, 2x closed.	 10mm Tape Light: Soldered Lead Only	Architectural Frosted Satin Lens DAZZLE® PIXEL RGB 12V - DRGB: Runway Diffusion Architectural Frosted Lens DRGB: Runway Diffusion For diffusion options not listed, refer to A3 Channel Specification Sheet.	• Beam Angle: 120° • Architectural Clear Lens • Light Loss: 10% • CCT Shift: -20K • Architectural Frosted Lens • Light Loss: 30% • CCT Shift: -35K • Architectural Frosted Satin Lens • Light Loss: 45% • CCT Shift: -80K • IP Rating Shift: IP40	 U-Clip: 0.4 x 0.64 in. (H x W)
S2 Channel DI-CHB-S2 (S2) 48", 96" Aluminum For 14mm Tape Lights or smaller	Height (H): 0.57 in. Width (W): 0.74 in. Interior Depth (ID): 0.34 in. Interior Width (IW): 0.63 in. 	48 in. Channel & Frosted Lens, 1 open end cap, 1 closed end cap, 2 mounting clips, 2 mounting screws 96 in. Channel & Frosted Lens, 2 open end cap, 2 closed end cap, 4 mounting clips, 4 mounting screws	 10mm Tape Light: Soldered Lead Only	Classic Frosted Lens DAZZLE® PIXEL RGB 12V - DRGB: Semi-Diffused	• Beam Angle: 120° • Classic Frosted Lens • Light Loss: 20% • CCT Shift: -40K • IP Rating Shift: IP40	 U-Clip: 0.58 x 0.75 in. (H x W)

DAZZLE® PIXEL RGB 12V LED Tape Light

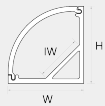


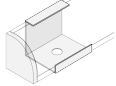
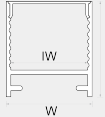






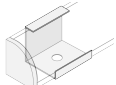
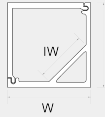


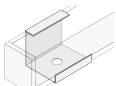
Create dynamic pixel patterns with chasing effects driven by a DMX control system. Ideal for sophisticated designs requiring high granularity and controllability. Achieve vibrant, full-color light and intricate animations with 1 RGB LED per pixel. It is compatible with popular channels and accessories.

Date _____

Project Notes _____



RECOMMENDED CHANNELS

MODEL	DIAGRAM	INCLUDED ACCESSORIES	CONNECTION OPTIONS	IN CHANNEL DIFFUSION	TECHNICAL RATINGS	MOUNTING OPTIONS WITH DIMENSIONS
S45 Channel DI-CHB-S45 (S45) 48", 96" Aluminum For 14mm Tape Lights or smaller		48 in. Channel & Frosted Lens, 1 open end cap, 1 closed end cap, 2 mounting clips, 2 mounting screws 96 in. Channel & Frosted Lens, 2 open end cap, 2 closed end cap, 4 mounting clips, 4 mounting screws	 10mm Tape Light: Soldered Lead Only	 Classic Frosted Lens DAZZLE® PIXEL RGB 12V - DRGB: Semi-Diffused	<ul style="list-style-type: none"> Beam Angle: 120° Classic Frosted Lens Light Loss: 20% CCT Shift: -40K IP Rating Shift: IP40 	 U-Clip: 0.79 x 0.79 in. (H x W)
16mm Square Channel DI-CPCHB-16MM (16) 48", 96" Aluminum For 14mm Tape Lights or smaller		48 in. channel & Architectural Frosted Lens 2x surface mounting clips End caps: 1x open, 1x closed. 96 in. channel & Architectural Frosted Lens 4x surface mounting clips End caps: 2x open, 2x closed.	 10mm Tape Light: Soldered Lead Only	 Architectural Frosted Lens DAZZLE® PIXEL RGB 12V - DRGB: Dotless	<ul style="list-style-type: none"> Beam Angle: 120° Architectural Frosted Lens Light Loss: 30% CCT Shift: -35K IP Rating Shift: IP40 	 Mounting Clip: 0.89 x 0.77 in. (H x W)
20mm Round Channel DI-CPCHB-RC20 (RC20) 48", 96" Aluminum For 14mm Tape Lights or smaller		48 in. channel & frosted lens 2x surface mounting clips End caps: 1x open, 1x closed. 96 in. channel & frosted lens 4x surface mounting clips End caps: 2x open, 2x closed.	 10mm Tape Light: Soldered Lead Only	 Classic Frosted Lens DAZZLE® PIXEL RGB 12V - DRGB: Semi-Diffused	<ul style="list-style-type: none"> Beam Angle: 180° Classic Frosted Lens Light Loss: 20% CCT Shift: -40K IP Rating Shift: IP40 	 U-Clip: 1.19 x 1.19 in. (H x W)
20mm Square Channel DI-CPCHB-SQC20 (SQC20) 48", 96" Aluminum For 14mm Tape Lights or smaller		48 in. channel & frosted lens 2x surface mounting clips End caps: 1x open, 1x closed. 96 in. channel & frosted lens 4x surface mounting clips End caps: 2x open, 2x closed.	 10mm Tape Light: Soldered Lead Only	 Classic Frosted Lens DAZZLE® PIXEL RGB 12V - DRGB: Semi-Diffused	<ul style="list-style-type: none"> Beam Angle: 180° Classic Frosted Lens Light Loss: 20% CCT Shift: -40K IP Rating Shift: IP40 	 U-Clip: 1.19 x 1.19 in. (H x W)

DAZZLE® PIXEL RGB 12V LED Tape Light

Create dynamic pixel patterns with chasing effects driven by a DMX control system. Ideal for sophisticated designs requiring high granularity and controllability. Achieve vibrant, full-color light and intricate animations with 1 RGB LED per pixel. It is compatible with popular channels and accessories.

Date _____

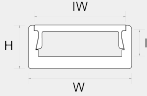

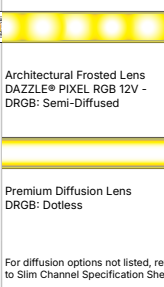
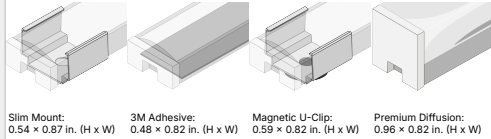
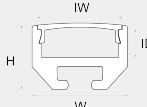

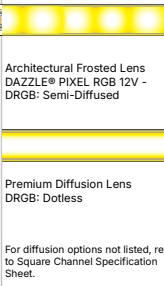
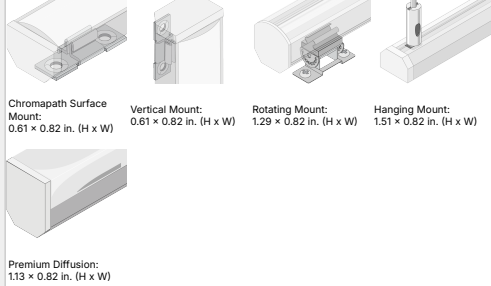
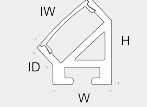

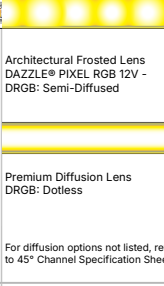
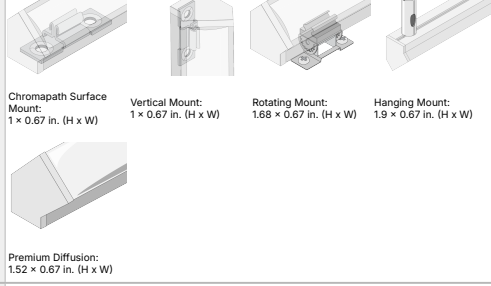
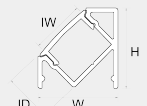



Project Notes _____



12
VDC



RECOMMENDED CHANNELS

MODEL	DIAGRAM	INCLUDED ACCESSORIES	CONNECTION OPTIONS	IN CHANNEL DIFFUSION	TECHNICAL RATINGS	MOUNTING OPTIONS WITH DIMENSIONS
Slim Channel DI-CPCHB-SL (SL) 48", 96" Aluminum, White, Black For 14mm Tape Lights or smaller		48" Aluminum, Black, & White Channels • 48 in. channel & lens • 2x surface mounting clips • End caps: 1x open, 1x closed 96" Aluminum, Black, & White Channels • 96 in. channel & lens • 4x surface mounting clips • End caps: 2x open, 2x closed	 10mm Tape Light: Soldered Lead Only	 Architectural Frosted Lens DAZZLE® PIXEL RGB 12V - DRGB: Semi-Diffused Premium Diffusion Lens DRGB: Dotless For diffusion options not listed, refer to Slim Channel Specification Sheet.	• Beam Angle: 120° Architectural Clear Lens • Light Loss: 10% • CCT Shift: -20K Architectural Frosted Lens • Light Loss: 30% • CCT Shift: -35K Classic Frosted Lens • Light Loss: 20% • CCT Shift: -40K Black Lens • Light Loss: 90% • CCT Shift: -350K Premium Diffusion Lens • Light Loss: 10% • CCT Shift: -30K • IP Rating Shift: IP40	 Slim Mount: 0.54 × 0.87 in. (H x W) 3M Adhesive: 0.48 × 0.82 in. (H x W) Magnetic U-Clip: 0.59 × 0.82 in. (H x W) Premium Diffusion: 0.96 × 0.82 in. (H x W)
Square Channel DI-CPCHB-SQ (SQ) 48", 96" Aluminum, White, Black For 14mm Tape Lights or smaller		48" Aluminum Channel • 48 in. channel & frosted lens • 2x surface mounting clips • End caps: 1x open, 1x closed. 48" Black & White Channels • 48 in. channel & clear, or frosted lens • 4x surface mounted clips • 2x End-to-end interconnects 96" Aluminum Channel • 96 in. channel & frosted lens • 4x surface mounting clips • End caps: 2x open, 2x closed. 96" Black & White Channels • 96 in. channel & clear, or frosted lens • 4x surface mounted clips • 2x End-to-end interconnects	 10mm Tape Light: Soldered Lead Only	 Architectural Frosted Lens DAZZLE® PIXEL RGB 12V - DRGB: Semi-Diffused Premium Diffusion Lens DRGB: Dotless For diffusion options not listed, refer to Square Channel Specification Sheet.	• Beam Angle: 120° Architectural Clear Lens • Light Loss: 10% • CCT Shift: -20K Architectural Frosted Lens • Light Loss: 30% • CCT Shift: -35K Classic Frosted Lens • Light Loss: 20% • CCT Shift: -40K Black Lens • Light Loss: 90% • CCT Shift: -350K Premium Diffusion Lens • Light Loss: 10% • CCT Shift: -30K • IP Rating Shift: IP40	 Chromaphot Surface Mount: 0.61 × 0.82 in. (H x W) Vertical Mount: 0.61 × 0.82 in. (H x W) Rotating Mount: 1.29 × 0.82 in. (H x W) Hanging Mount: 1.51 × 0.82 in. (H x W) Premium Diffusion: 1.13 × 0.82 in. (H x W)
45° Channel DI-CPCHB-45 (45) 48", 96" Aluminum, White, Black For 14mm Tape Lights or smaller		48" Aluminum, Black, & White Channels • 48 in. channel & clear, or frosted lens • 4x surface mounted clips • 2x End-to-end interconnects 96" Aluminum Channel • 96 in. channel & clear, or frosted lens • 8x surface mounted clips • 4x End-to-end interconnects 96" Black & White Channels • 96 in. channel & clear, or frosted lens • 4x surface mounted clips • 2x End-to-end interconnects	 10mm Tape Light: Soldered Lead Only	 Architectural Frosted Lens DAZZLE® PIXEL RGB 12V - DRGB: Semi-Diffused Premium Diffusion Lens DRGB: Dotless For diffusion options not listed, refer to 45° Channel Specification Sheet.	• Beam Angle: 120° Architectural Clear Lens • Light Loss: 10% • CCT Shift: -20K Architectural Frosted Lens • Light Loss: 30% • CCT Shift: -35K Classic Frosted Lens • Light Loss: 20% • CCT Shift: -40K Black Lens • Light Loss: 90% • CCT Shift: -350K Premium Diffusion Lens • Light Loss: 10% • CCT Shift: -30K • IP Rating Shift: IP40	 Chromaphot Surface Mount: 1 × 0.67 in. (H x W) Vertical Mount: 1 × 0.67 in. (H x W) Rotating Mount: 1.68 × 0.67 in. (H x W) Hanging Mount: 1.9 × 0.67 in. (H x W) Premium Diffusion: 1.52 × 0.67 in. (H x W)
45° Deco Channel DI-CPCHB-45DCO (45DCO) 48", 96" Aluminum For 10mm Tape Lights or smaller		48 in. channel & frosted cover Mounting hardware End caps: 1x open, 1x closed. 96 in. channel & frosted cover Mounting hardware End caps: 2x open, 2x closed.	 10mm Tape Light: Soldered Lead Only	 Classic Frosted Lens DAZZLE® PIXEL RGB 12V - DRGB: Semi-Diffused	• Beam Angle: 120° Classic Frosted Lens • Light Loss: 20% • CCT Shift: -40K • IP Rating Shift: IP40	 Mounting Clip: 0.73 × 0.73 in. (H x W)

DAZZLE® PIXEL RGB 12V LED Tape Light

Create dynamic pixel patterns with chasing effects driven by a DMX control system. Ideal for sophisticated designs requiring high granularity and controllability. Achieve vibrant, full-color light and intricate animations with 1 RGB LED per pixel. It is compatible with popular channels and accessories.

Date _____

Project Notes _____



RECOMMENDED CHANNELS

MODEL	DIAGRAM	INCLUDED ACCESSORIES	CONNECTION OPTIONS	IN CHANNEL DIFFUSION	TECHNICAL RATINGS	MOUNTING OPTIONS WITH DIMENSIONS
Reflector Channel DI-CPCHB-RFCTR (REF) 48", 96" Aluminum For 12mm Tape Lights or smaller		48 in. channel & frosted cover End caps: 1x open, 1x closed. 96 in. channel & frosted cover End caps: 1x open, 1x closed.	 10mm Tape Light: Soldered Lead Only	 Classic Frosted Lens DAZZLE® PIXEL RGB 12V - DRGB: Runway Diffusion	<ul style="list-style-type: none"> • Beam Angle: 120° • Classic Frosted Lens • Light Loss: 20% • CCT Shift: -40K • IP Rating Shift: IP40 	 Recessed Mount: 2.75 x 1 in. (H x W)
Recessed Channel DI-CPCHB-REC (REC) 48", 96" Aluminum For 14mm Tape Lights or smaller		48 in. channel & frosted lens 2x surface mounted clips end caps: 1x open, 1x closed. 96 in. channel & frosted lens 4x surface mounted clips end caps: 2x open, 2x closed.	 10mm Tape Light: Soldered Lead Only	 Classic Frosted Lens DAZZLE® PIXEL RGB 12V - DRGB: Semi-Diffused	<ul style="list-style-type: none"> • Beam Angle: 120° • Classic Frosted Lens • Light Loss: 20% • CCT Shift: -40K • IP Rating Shift: IP40 	 3M Adhesive: 0.59 x 1.03 in. (H x W) Recessed Mount: 0.49 x 1.03 in. (H x W)
Slim Recessed Channel DI-CPCHB-SLR (SLR) 48", 96" Aluminum For 10mm Tape Lights or smaller		48 in. channel & frosted lens End caps: 1x open square, 1x open round, 1x closed square. 96 in. channel & frosted lens End caps: 1x open square, 1x open round, 1x closed square.	 10mm Tape Light: Soldered Lead Only	 Classic Frosted Lens DAZZLE® PIXEL RGB 12V - DRGB: Runway Diffusion	<ul style="list-style-type: none"> • Beam Angle: 120° • Classic Frosted Lens • Light Loss: 20% • CCT Shift: -40K • IP Rating Shift: IP40 	 Recessed Mount: 0.38 x 0.65 in. (H x W)
1-inch Mud-In Channel DI-CPCHB-MUD1 (MI1) 48", 96" Aluminum For 14mm Tape Lights or smaller		96 in. channel & opal lens 2x end-to-end connectors End caps: 2x open, 2x closed.	 10mm Tape Light: Soldered Lead Only	 Opal Lens DAZZLE® PIXEL RGB 12V - DRGB: Dotless	<ul style="list-style-type: none"> • Beam Angle: 120° • Opal Lens • Light Loss: 55% • CCT Shift: -200K • IP Rating Shift: IP40 	 Recessed Mount: 0.54 x 2.42 in. (H x W)

DAZZLE® PIXEL RGB 12V
LED Tape Light

Create dynamic pixel patterns with chasing effects driven by a DMX control system. Ideal for sophisticated designs requiring high granularity and controllability. Achieve vibrant, full-color light and intricate animations with 1 RGB LED per pixel. It is compatible with popular channels and accessories.

Date _____

Project Notes _____



RECOMMENDED CHANNELS

MODEL	DIAGRAM	INCLUDED ACCESSORIES	CONNECTION OPTIONS	IN CHANNEL DIFFUSION	TECHNICAL RATINGS	MOUNTING OPTIONS WITH DIMENSIONS
2-inch Mud-In Channel DI-CPCHB-MUD2 (MI2) 48", 96" Aluminum <small>For 14mm Tape Lights or smaller</small>	<p>Height (H): 0.8 in. Width (W): 3.86 in. Interior Depth (ID): 0.69 in. Interior Width (IW): 1.84 in. Cut Out Width (CO): 1.97 in.</p>	96 in. channel & opal lens 2x surface mounting clips End caps: 2x open, 2x closed.	 10mm Tape Light: Soldered Lead Only	Opal Lens DAZZLE® PIXEL RGB 12V - DRGB: Dotless	<ul style="list-style-type: none">• Beam Angle: 120°• Opal Lens• Light Loss: 55%• CCT Shift: ~200K• IP Rating Shift: IP40	 Recessed Mount: 0.8 x 3.86 in. (H x W)

DAZZLE® PIXEL RGB 12V LED Tape Light

Create dynamic pixel patterns with chasing effects driven by a DMX control system. Ideal for sophisticated designs requiring high granularity and controllability. Achieve vibrant, full-color light and intricate animations with 1 RGB LED per pixel. It is compatible with popular channels and accessories.

Date _____

Project Notes _____



RECOMMENDED 12V DRIVERS

SKU	INPUT VOLTAGE / FREQUENCY	OUTPUT VOLTAGE	MAXIMUM LOAD	MINIMUM LOAD	CLASS 2	DIMMABLE	LENGTH	WIDTH	HEIGHT
MEANWELL Constant Voltage Driver Drivers for on/off or PWM dimming applications.									
							Contains • Additional Models • Derating Curves • Additional Features • System Diagrams		
DI-CV-MW12V40W-277-LPS3R	120 ~ 277VAC 50/60Hz	12V	40W	No Minimum Load	Yes	Yes, with compatible PWM dimmer/controls	10.79 in.	7.34 in.	2.36 in.
DI-CV-MW12V40W-277-LPS	120 ~ 277VAC 50/60Hz	12V	40W	No Minimum Load	Yes	Yes, with compatible PWM dimmer/controls	11.25 in.	3.75 in.	1.9 in.
DI-CV-MW12V60W-277-LPS3R	120 ~ 277VAC 50/60Hz	12V	60W	No Minimum Load	Yes	Yes, with compatible PWM dimmer/controls	10.79 in.	7.34 in.	2.36 in.
DI-CV-MW12V60W-277-LPS	120 ~ 277VAC 50/60Hz	12V	60W	No Minimum Load	Yes	Yes, with compatible PWM dimmer/controls	11.25 in.	3.75 in.	1.9 in.
VLM Series Constant Voltage Driver Compact driver for on/off, PWM dimming, and color-changing applications.									
							VLM Series Constant Voltage Driver Specification Sheet https://www.diodeled.com/custom/download/productFile/filename/VLM-Specification%20Sheet%20(Driver%20&%20J-Box).pdf		
							Contains • Additional Models • Derating Curves • Additional Features • System Diagrams		
VLM60W-12-LPS3R	120 / 277VAC 47 - 63Hz	12V	60W	No Minimum Load	Yes	PWM	10.79 in.	7.34 in.	2.36 in.
VLM60W-12-LPM	120 / 277VAC 47 - 63Hz	12V	60W	No Minimum Load	Yes	PWM	8.19 in.	2.94 in.	1.31 in.
VLM100W-12	120 / 277VAC 47 - 63Hz	12V	100W	No Minimum Load	Yes	PWM	5.38 in.	1 in.	0.77 in.
PoE (Power over Ethernet) Constant voltage platform, ready for Power over Ethernet (inquire)									

RECOMMENDED CONTROLLERS

SKU	DESCRIPTION
ADVATEK Control System The ADVATEK control system is a powerful pixel LED controller built upon Advatek's 3rd generation PixLite Mk3 processor.	
DI-PIXA4S3	Advatek Pixel Control Unit, Pixlite A4-S Mk3 Controller
DI-PIXT8S3US	Advatek Pixel Control Unit, Pixlite T8-S Mk3 Controller with Power Cable
DI-PIXE16S3	Advatek Pixel Control Unit, Pixlite E16-S Mk3 Controller
DI-PIXR2FS	Advatek Pixel Control Unit, Pixlite R2F-S Receiver
DI-PIXR4DS	Advatek Pixel Control Unit - PixLite R4D-S
DI-PIXE4S3	Advatek Pixel Control Unit - PixLite E4-S Mk3



DAZZLE® PIXEL RGB 12V LED Tape Light

Create dynamic pixel patterns with chasing effects driven by a DMX control system. Ideal for sophisticated designs requiring high granularity and controllability. Achieve vibrant, full-color light and intricate animations with 1 RGB LED per pixel. It is compatible with popular channels and accessories.

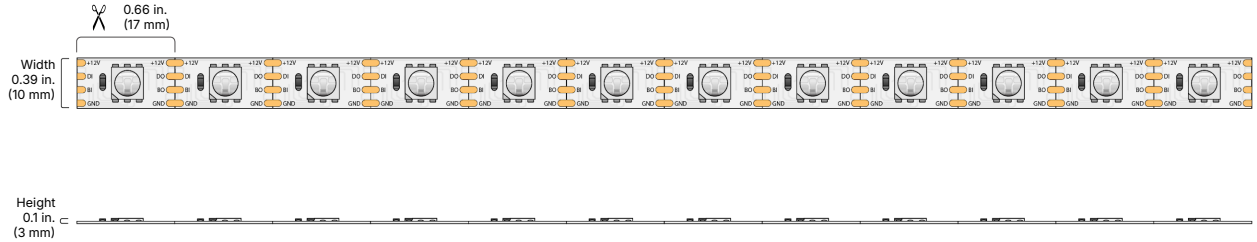
Date _____

Project Notes _____



MECHANICAL DIAGRAMS

12V-DRGB-PIX-1LED



CONNECTIONS



DELIVERY OPTIONS

- **Field Assembly**
Fastest order fulfillment. Field connectors and accessories not included.
- **Factory + Field (Hybrid)**
Onsite modifications with factory connection. Additional accessories not included.
- **Factory Assembly**
Fastest Installation. Factory made-to-order fixtures.

- Lumen value measured in accordance to IES LM-80-08. LED chips have a luminous flux range with a tolerance of +/- 5%.
- Each maximum run requires a dedicated power feed from the driver. Do not extend beyond the recommended maximum run length. Max run may exceed Class 2 limit. Actual wattage may differ from calculated wattage due to voltage drop across run.
- Do not install product in an environment outside the listed ambient temperature. Exceeding the maximum ambient temperature may damage LED chips, reduce the total lamp life, lumen output, and/or adversely impact color consistency.
- Actual efficacy value is dependent to specified LED driver (power supply). An estimated efficacy value can be calculated as follows: Lumen value divided by average power consumption per foot.
- Operating temperature is measured according to the minimum and maximum ambient temperature environment.

DAZZLE® PIXEL RGB 12V
LED Tape Light

Create dynamic pixel patterns with chasing effects driven by a DMX control system. Ideal for sophisticated designs requiring high granularity and controllability. Achieve vibrant, full-color light and intricate animations with 1 RGB LED per pixel. It is compatible with popular channels and accessories.

Date _____

Project Notes _____



CERTIFICATIONS

Safety

- UL Listed 2108 Low Voltage Lighting System / Low Voltage Luminaire. UL 1598 / CSA 250.0-08, UL 8750, UL 879 / CAN/CSA-C22.2 no. 207-M89. Certified for United States and Canada. File # E469769.
- UL Listed Field Cuttable.
- Approved for storage areas of clothes closets per NEC 410.16.A.1,3 and 410.16.C.1,3,5

Performance

- Photometric & Colorimetry data measured in accordance to IES LM-79-08, in Elemental LED's Innovation Lab.

Safety / Warnings / Disclosures

1. Install in accordance with national and local electrical code regulations.
2. This product is intended to be installed and serviced by a qualified, licensed electrician.
3. Only use copper wiring. Use wires rated for at least 176°F (80°C) and certified for use with external connection of electrical equipment.
4. Each maximum run requires a dedicated power feed from the driver. Do not extend beyond the recommended maximum run length.
5. Tape light, attached wire leads, and additional extension cables, connectors, etc., are not rated for in-wall installation unless otherwise noted. Tape light and attached wire leads are field-cuttable.
6. Ensure applicable wire is installed between driver, fixture, and any controls in-between. When choosing wire, factor in voltage drop, amperage rating, and type (in-wall rated, wet location rated, etc.). Inadequate wire installation could overheat wires, and cause fire.
7. Do not install in environment where LED chips are exposed to direct sunlight as damage to the phosphor will occur.
8. Do not install in environment where excessive heat may exist (ex. close proximity to fireplace, etc.) See Ambient Temperature ratings
9. Do not install indoor LED tape light products in outdoor / wet location environments. Only wet location tape light models are rated for outdoor / wet locations.
10. Do not modify product beyond instructions or warranty will be void.
11. Tape light must be handled with care. Excessive handling, bending, and pressure may damage the product, voiding the warranty.
12. Actual color may vary from what is pictured on this sheet and other print materials due to the limitations of photographic processes.
13. We reserve the right to modify and improve the design of our fixtures without prior notice. We cannot guarantee to match existing installed fixtures for subsequent orders or replacements in regards to product appearance, CCT, or lumen output.

WARRANTY

Limited Warranty

- 7 Year limited warranty

This warranty does not include the additional accessories referenced in this specification sheet. Complete warranty details for fixtures and additional accessories are available at www.diodeled.com/limited-warranty/ within the Policies section. For warranty related questions please contact product support.

Consumer's Acknowledgment

Elemental LED, Inc. stands behind its products when they are used properly and according to our specifications. By purchasing our products, the purchaser agrees and acknowledges that lighting design, configuration and installation is a complex process, wherein seemingly minor factors or changes in layout and infield adjustments can have a significant impact on an entire system. Choosing the correct components is essential. Elemental LED is able to work with the original purchaser to make an appropriate product selection to the extent of the limited information that the customer can provide, but it is virtually impossible for Elemental LED to design a system that foresees every unknown factor. For this reason, this Warranty does not cover problems caused by improper design, configuration or installation issues. Any statement from a Elemental LED employee or agent regarding a customer's bill of goods and/or purchase order is NOT an acknowledgment that the products purchased are designed and configured correctly. The purchase agrees and acknowledges that it is the customer's responsibility to adhere strictly to all information contained in the Product Specification Sheets.

There is often more than one way to design, configure and layout an LED lighting application properly to achieve the same lighting effect. Elemental LED strongly recommends that licensed professionals be used in the design and installation of lighting systems that include Elemental LED products. The specifications include important information that a designer and installer should carefully review and strictly follow. Qualified designers and certified and/or licensed installers, with access to the final installation environment, customer goals, and Elemental LED product specifications can make the requisite decisions appropriate for a successful finished lighting application.